


Nutrition Nuggets

Food and Fitness for a Healthy Child

March 2018

USD 401 Chase - Raymond
Glenna Grinstead, Superintendent




BEST BITES

Sandwiches for dinner

Here's a no-cook idea for busy weeknights. Have your child help you set out whole-grain bread plus healthy fixings, and let each person make her own sandwich. You might offer lean sliced turkey and ham, cheese, lettuce, and tomato. Or put out leftover chicken and canned tuna, light mayonnaise, chopped celery, and halved grapes so family members can whip up chicken or tuna salad.

Let's fly kites!

Spend a windy March afternoon flying kites together. You can get everyone's heart rate up by running across a field, taking turns holding the kite string. If you have two kites, race, and see who can keep his kite in the air the longest.




DID YOU KNOW?

Some foods "brush" your youngster's teeth! Chewing carrots, celery, leafy greens (spinach, kale), and apples with the skin on can help to clear away plaque and food particles. Plus, the acid in apples kills germs that cause cavities. *Tip:* Suggest that your child eat one of these natural "toothbrushes" at the end of a meal if she isn't able to brush right away.

Just for fun

Q: What kind of chair is good at yoga?

A: A folding chair!



Just-right portions


A healthy lifestyle includes eating the right kinds of food—and the right amounts. To ensure your youngster doesn't develop a case of "portion distortion," try these tips.

Measure it out

Look at nutrition labels together at snack time. Ask your child to read the serving size (perhaps 20 mini-pretzels) and count out the amount. *Idea:* Combine math practice with nutrition by posing questions like, "If 1 serving has 110 mg of sodium, how much sodium is in 2 servings?" (Answer: $110 + 110 = 220$ mg.) You can point out that sticking to 1 serving will help limit his salt intake.

Visualize sizes

Making a picture chart can teach your youngster to "eyeball" servings. First, he should list his favorite foods. Then, help him look up the serving sizes on food packages or online. Beside each food on his list, he could draw an object that's about the same size as 1 serving. *Examples:* a golf ball for $\frac{1}{4}$ cup of raisins, a deck



of cards for 3 oz. of chicken, a cupcake wrapper for 1 cup of yogurt.

Divide it up


Restaurant portions are often much bigger than standard servings. Your child might eat $\frac{1}{2}$ cup of pasta at home, but a restaurant may dish up 2 cups. To control portions while dining out, you and your youngster could share an entree. Or package up half in a to-go box when your food arrives—you'll both eat less, and you'll have food for tomorrow! ♥

Dribble and kick

Your youngster and her friends can improve their speed and coordination—and soccer skills—with these games.

Relay race. Have two teams line up at one end of a field or yard, and place two upside-down trash cans about 20 feet away. On "Go," the first person on each team dribbles a soccer ball down to and around the can. Then, she kicks it all the way back to the next team member, who does the same thing, until everyone has had a turn. The first team to finish wins.

Keep-away. Draw a giant circle with sidewalk chalk. Everyone stands inside, and one person dribbles a soccer ball. The other players try to steal it and kick it outside the circle. Whoever steals the ball is the next dribbler. ♥



Busting food myths

Just because a grocery item contains the word *fruit*, *grain*, or *vegetable* doesn't make the food healthy. Share these common food misconceptions with your child.

Myth: Fruit juice is a good source of nutrients.

Fact: While fruit juice does contain vitamins, it lacks fiber and is usually full of sugar.

Best bet: Encourage your youngster to eat whole fruits, such as bananas and oranges, which give her more fiber ounce for ounce than juice.



Myth: Cereal is always a nutritious breakfast.

Fact: Many cereals, especially those marketed to children, pack in lots of sugar. Look out for “sneaky” sugars in the list of ingredients, such as cane juice or molasses.

Best bet: Opt for 100% whole-grain cereals that are high in fiber (5 grams or more per serving) and low in sugar (less than 8 grams per serving). Send your youngster on a “treasure hunt” in the cereal aisle to find varieties that meet those standards.

Myth: Vegetable chips make a healthy snack.

Fact: Packaged veggie chips can have as many calories as potato chips, and they may be high in sodium, too. Plus, nutrients are lost when the vegetables are processed.

Best bet: For the crunch without the calories, get your child in the habit of snacking on raw vegetables like carrots and snap peas. ♥

PARENT TO PARENT

If your child is bullied

Recently, my son Kevin told me that kids at school had been making fun of him because of his weight. I was glad he confided in me, and I tried to comfort him. But we were both upset and unsure of what to do next.

I talked with my neighbor, who's a school nurse, and she said if this is going on repeatedly, Kevin is being bullied. Unfortunately, she



said, bullies tend to target overweight kids. She recommended that I tell Kevin's teacher, and she gave me advice for talking to my son at home.

I stressed to Kevin that it wasn't his fault. I reminded him of healthy changes our family has made lately, such as eating more fruits and vegetables, and playing basketball rather than video games.

I told him that if we keep it up, we'll feel better and be healthier—and that matters more than what others think. ♥



ACTIVITY CORNER

Step up your steps

Keeping track of steps can be a fun challenge for the whole family. Use these ideas to help your child take more steps each day.

Count. Let her use an inexpensive pedometer, and she'll enjoy watching the number get higher and higher. Have her write down her daily steps for a week, and help her tally the total. Each week, challenge her to beat her previous score.

Mix it up. Suggest that your youngster think of different ways to fit in extra steps. She might recommend walking to the store rather than driving, doing laps around the living room, or running in place while watching TV. ♥




IN THE KITCHEN

Breakfast surprises

These fun twists on breakfast will help your youngster start off his day with a smile.

Ice pops. Add $\frac{2}{3}$ cup nonfat Greek vanilla yogurt to a small paper cup. Mix in thin slices of your child's favorite fruits, such as frozen peaches or raspberries. Add a craft stick to the center, and freeze overnight. In the morning, peel off the cup, and enjoy breakfast-on-a-stick!

“Cloud” eggs. Separate 4 eggs, putting the whites in one bowl and each yolk into an individual small bowl. Add $\frac{1}{8}$ tsp. salt to whites, and beat with a mixer until stiff peaks form. Gently fold in $\frac{1}{2}$ cup shredded cheddar cheese. Drop 4 mounds of the mixture onto a baking sheet lined with parchment paper, and use the back of a spoon to indent centers. Bake at 450° for 3 minutes. Carefully add 1 yolk to each “cloud,” and bake 3 more minutes. ♥



OUR PURPOSE

To provide busy parents with practical ways to promote healthy nutrition and physical activity for their children.

Resources for Educators,
a division of CCH Incorporated
128 N. Royal Avenue • Front Royal, VA 22630
800-394-5052 • rfeustomer@wolterskluwer.com
www.rfeonline.com

Nutrition Nuggets™ is reviewed by a registered dietitian. Consult a physician before beginning any major change in diet or exercise.

ISSN 1935-4630